

IM3240 Time and Synchronization with GPS reference

Applications

- Time and Frequency Synchronization Controller
- Edge Grandmaster in Telecom
- IEEE 1588 Version 2 ordinary clock
- Low Power GPS time to Ethernet converter.

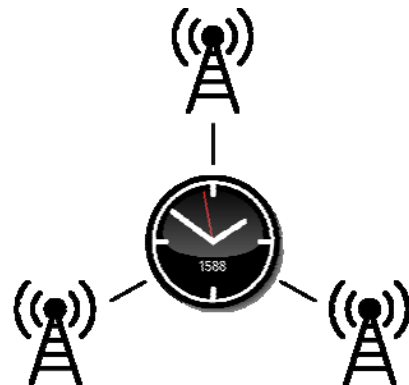


The IM3240 is an Application Specific controller for time and frequency synchronized applications. Its outstanding features stem from the ability to analyze and act on gate level, in real-time. The central functionality of the integrated circuit is delivered by its hardware based TimeStamp Engine (TSE). The component integrates an advanced operating system environment which enables software to access the timestamping process in a flexible way.

On top of the TSE and platform software a protocol stack and loop control software is running for the implementation of the IEEE 1588 version 2 standard. The true strength of the component is the combination of very efficient hard- and software to enable this accuracy.

A slave application on the basis of the IM3240 can leverage the components ability to manage the complete TCP/IP and UDP stacks up to 18.5 Mbit/s. It can share the same IP address as the local network processor up to 60 Mbit/s. This is done while running the time and synchronization stack for IEEE 1588 up to and beyond the recommended sync rates of the new version 2 standard.

The IM3240 dramatically reduces the cost, power budget and board space for time and frequency synchronization. The IC embeds a complete software platform including real-time operating system, flash file system, TCP/IP communication stack, FTP and web server. For the IEEE1588 protocol version 2, a software stack with full ordinary clock implementation is integrated.



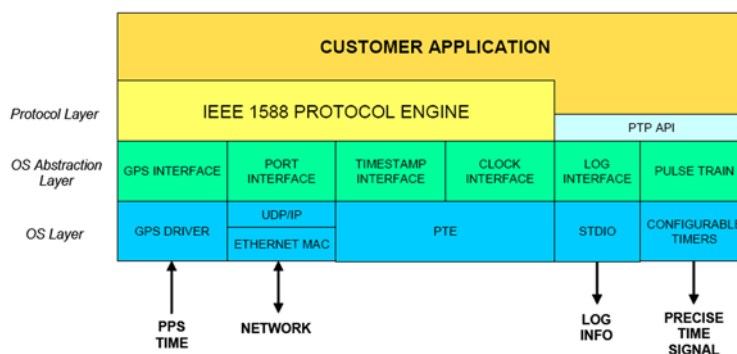
Features

- Hardware Timestamp Engine (TSE)
- Three RS-232 ports (CMOS levels)
- SPI port
- Reference input (PPS from GPS)
- PPS and frequency output
- Up to 18.5 Mbit/s sustained UDP throughput with 1 Hz synch rate
- Supports 60 Mbit/s data paths
- Capacity to send up to 512 synchronization messages per second
- Max 80 mW power consumption.



Block Diagram


The GPS driver of the IM3240 enables the design of UTC referenced Grandmasters in IEEE 1588, or, GPS synchronized slaves using IEEE 1588 as backup. In case of a GPS signal failure, the platform will enter a holdover mode, or, if connected to a IEEE 1588 network, a master/slave mode.



A top level system API enables customers to add applications to make use of the precise time besides the application of a disciplined clock. The local precise time can be used by the software, or, directly by external hardware through the many GPIO ports of the device. The time signal presentation to the external is very precise, since it has no jitter caused by instruction execution.

Development Tools

The DK4-3240 is a complete kit for the development environment of Imsys' connected embedded controllers where IEEE 1588 is used for time synchronization. The kit is intended for the development of compact grandmasters, high precision slaves or ordinary clocks in the IEEE1588 network. It consists of a IM3240-P40 OEM board with a small processor module mounted on a socket board with PHY and connectors, a trace adapter for real-time debugging and software. An integrated development environment enables the application designer to manage projects with configurations for different clock modes and precisions. The dimensions are 85x54 mm.



Technical Specifications

- High Performance IM3000 core
- Supply Voltage 3.0 – 3.6V, optional 1.8V
- Typical power consumption at 167 MHz:
 - core 42 mW at 1.8V
 - external memory driver and I/O 20 mW
- Max power consumption 80 mW
- 80 Input/Output pins with tri-state support
- Clock frequency up to 167 MHz
- Package 12x12 mm BGA 180, pitch 0.8 mm
- Operating temperature -40 to +85 °C
- RoHS compliant.

Ordering Information

IM3240-BA10	integrated circuit (BGA180)
IM3240-P40	assembled OEM board
DK4-3240	development kit and design system

Imsys may make changes to specifications and product descriptions in this document at any time, without notice.

9.08

Imsys Technologies

Imsys Technologies AB, Sweden
 Johanneslundsvägen 3
 SE-194 61 Upplands Väsby
 Sweden
 +46 8 594 110 70 phone
 +46 8 594 110 89 fax

Imsys Technologies, USA
 9903 North Poetry Ln
 Terrell, TX 75160
 USA
 +1 877 775 1627

838 Henderson Ave
 Sunnyvale, CA 94086
 USA

Email:
info@imsystech.com
 Web:
www.imsystech.com